

# skram

skramfurniture.com



## knucklehead bench

KN3



The knucklehead bench is constructed of solid timber with mortise-and-tenon joinery throughout. The product features an inset high-density upholstered seat. Specify timber and from the selections below and upholstery as graded-in wallsdorf leathers or COM/COL. Custom timber options also available. Residential or contract use.

# skram


---

**KN3**    width 60 / 152cm    depth 18 / 46cm    height 16.75 / 43cm


---

## Timber


---




WA-N: White  
Ash, Natural




WA-G: White  
Ash, Grey



WA-E: White  
Ash, Ebonized



WA-WW: White  
Ash,  
Whitewashed




WAL: Walnut,  
Natural

---

## Leather

---


### Mammut




doe



tan



pewter



black

# skram

---

**Leather**

---

COM - COL



com-col