

skram

skramfurniture.com



lineground bench

LB3




The lineground bench may be used independently or as a companion to the lineground community or farm tables. Features include solid timber construction throughout, mortise-and-tenon joinery, and mitered corners with matched seams/waterfall edges. Options include: Stretcher location at floor level or beneath seat (concealed). Additionally, clients may select edge profile as square or reverse bullnose. Specify timber and size from the options below. Custom materials and sizes available. Residential or contract use.


skram

LB3 width 94 / 239cm depth 12 / 30cm height 18 / 46cm


Timber



WA-N: White
Ash, Natural




WA-G: White
Ash, Grey



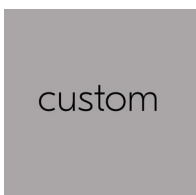
WA-E: White
Ash, Ebonized



WA-WW: White
Ash,
Whitewashed



WAL: Walnut,
Natural



custom