


skram

skramfurniture.com



lineground community table

L70 / L71 / L72



Lineground community tables feature solid timber construction throughout, mortise-and-tenon joinery, and mitered corners with matched seams/waterfall edges. Options include: Stretcher location at floor level or beneath seat (concealed). Additionally, clients may select edge profile as square or reverse bullnose. Specify timber and size from the options below. The lineground bench is offered as a companion to the dining height version of this product. Connectivity and wire management options as well as custom sizes, configurations, and materials are available. Residential or contract use.

skram

L70 width 72 / 183cm depth 36 / 91cm height 29 / 74cm

L71 width 84 / 213cm depth 36 / 91cm height 29 / 74cm

L72 width 99 / 251cm depth 36 / 91cm height 29 / 74cm

Timber



WA-N: White
Ash, Natural




WA-G: White
Ash, Grey



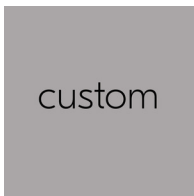
WA-E: White
Ash, Ebonized



WA-WW: White
Ash,
Whitewashed



WAL: Walnut,
Natural



custom

custom