


# skram

skramfurniture.com



## lineground lowdown media unit

L30



Lineground lowdown media units feature solid timber construction, mortise-and-tenon joinery, and mitered corners with matched seams/waterfall edges. Graduated centered bank of drawers in maple timber with cork-lined bottoms, soft-closing concealed runners, and low-profile tab pulls. Doors flank the drawers and are flap style. Cabinet areas have adjustable shelving and may optionally be outfitted with pull-out drawers. Door and drawer faces are to match, with leather overlays, or opaque colors. Connectivity, wire management, and ventilation are available for technology integration. Custom sizes, configurations, and materials are available. Residential or contract use.

# skram

---

**L30**    width 84 / 213cm    depth 20 / 51cm    height 22 / 56cm

---

## Timber

---



WA-N: White  
Ash, Natural



WA-G: White  
Ash, Grey




WA-E: White  
Ash, Ebonized



WA-WW: White  
Ash,  
Whitewashed



RWO-N: Rift  
White Oak,  
Natural



WAL: Walnut,  
Natural



matte  
opaque



custom

matte opaque

custom

---

## Metal

---

### Natural



SS4: Brushed  
Stainless Steel



GML: Gunmetal



DRB: Dark  
Rubbed Bronze



NRB: Natural  
Rubbed Bronze

# skram

---

## Metal

---

Matte Opaques



MOB: Matte  
Opaque Black


---

## Leather


---



CL-TN-H: Tan



CL-CNT-H:  
Chestnut



CL-BLK-H: Black